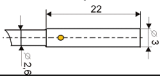
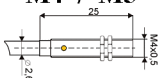
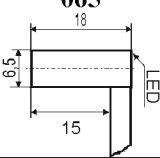
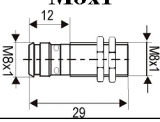

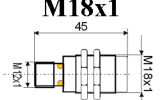
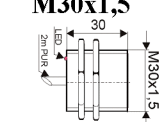
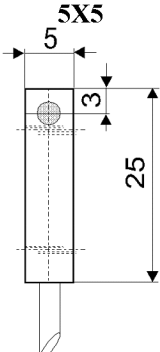
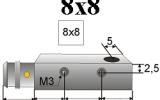
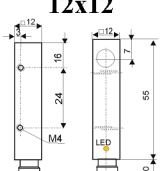
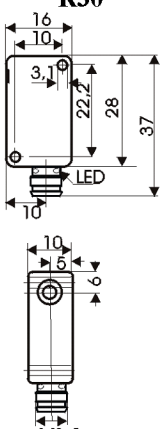
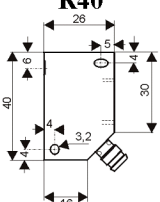


Induktive Näherungsschalter Varianten

Bauform	Schaltabstand bündig von ...bis	Schaltabstand nicht bündig von...bis	Baulänge Kabelgerät vonbis	Baulänge Steckergerät von...bis		
03 / 04 	0,6 – 1,5mm		22 -28mm	22-38 mm		
M4 / M5 	0,6 - 1,5mm		22-28 mm	22-38 mm		
065 	1,5 – 3 mm	2 – 6 mm	16 – 50 mm	29 – 66 mm		
M8x1 	1,5 – 3 mm	2 – 6 mm	16 – 50 mm	29 – 66 mm		
M12x1 	2 – 6 mm	4 –10 mm	30 – 70 mm	45 –80 mm		
M18x1 	5 – 12 mm	8 – 20 mm	30 – 70 mm	45 – 80 mm		
M30x1,5 	10 – 22 mm	15 – 40 mm	30 – 70 mm	45 – 80 mm		
5X5 	0,8 –1,5 mm		22-28 mm	22-28 mm		
8x8 	1,5 - 3 mm		32-50 mm	43-59 mm		
12x12 	2- 6mm		55 mm	65 mm		

Induktive Näherungsschalter Varianten

Bauform	Schaltabstand bündig von ...bis	Schaltabstand nicht bündig von...bis	Baulänge Kabelgerät von ...bis	Baulänge Steckergerät von...bis		
<p>R30</p> 	1 – 3 mm	6 mm				
<p>R40</p> 	2 – 4 mm	4 mm				